

Fall 2006 Large-Group Leader Guide



Teacher Insights

Elijah Challenges the Prophets of Baal

1 Kings 18:16-39



Bible Foundation

Prophets Are Protected

During the time Elijah was staying in Zarephath, Ahab, the king of Israel, was apparently looking for him. Jezebel, Ahab's wife, had been killing prophets who followed God, and we can assume Ahab and Jezebel wanted to do the same to Elijah.

Drought Grows Worse

Then God instructed Elijah to present himself to Ahab. The drought had grown severe, and Ahab's first words to Elijah indicate that Ahab blamed Elijah for the drought. The crime Ahab accused Elijah of—being a "troublemaker of Israel"—was punishable by death. However, instead of ordering Elijah's execution, Ahab listened to Elijah and did what the prophet said because he hoped Elijah would be able to end the drought.

Elijah's Challenge

Elijah's challenge was intended to publicly prove that the God of Israel is the one true God so that the people would turn from their worship of Baal and once again worship God. Elijah wanted to ensure that there could be no doubt of the contest's fairness, so he asked that all 850 prophets of Baal and Asherah be present to plead with their god. Before Elijah's demonstration of God's power, the people refused to commit themselves to either God or Baal.

Elijah Taunts the Prophets

After quite some time had passed without a response from Baal, Elijah began taunting the false prophets, revealing his knowledge of existing myths about Baal. Their response was to cut themselves, a common practice in the pagan worship of those days. People believed that injuring themselves would convince their gods that they were sincere and deserved a response.

God's Victory

When it was his turn, Elijah once again wanted to ensure that the contest couldn't possibly be seen as slanted in God's favor. That's why he had the altar and sacrifice drenched with water. Baal was thought to be the god of water and fire; Elijah wanted to show that the God of Israel is the one true God. When God responded, as Elijah knew he would, the people made the right choice. With the people on his side, Elijah took advantage of the moment to get rid of the false prophets, and Ahab didn't stop him. God proved his power and then released the rain to end the drought in Israel.

Fun Factoid

Baal was the best known of the Canaanite gods. In the pagan family of gods, El was the father (a mild-mannered fellow whose only role was to settle sibling squabbles) and Asherah was the mother. Baal (meaning "master" or "lord") was one of their 70 offspring. He was responsible for germinating crops and increasing flocks.

- Quick prep
- Easy-to-understand information
- BONUS "the 1 thing" leader encouragement

LIVING ^{the} 1 thing INSIDE OUT

This passage makes clear that the culture of the time led many people away from the one true God and to the false god Baal. Jesus honors those who follow only him. Having a relationship with Jesus always requires sacrifice but always brings peace and assurance. We can live out our faith because we can be sure Jesus is always bigger than our circumstances. How does our culture today lead you away from God? What specific beliefs, hopes, and philosophies bombard you? Pray that God will lead you to a place of confidence in him and passion to serve him through leading this class.





Options, Options, Options

Everything you need:

- ☐ Easy-to-follow Countdown introduction
- ☐ Simple prayer suggestions
- ☐ Clear Key Verse Bible connections
- ☐ Flexible Leader Tips
- ☐ And it's all reproducible!



Large-Group Leader Guide Week 3

Elijah Challenges the Prophets of Baal

1 Kings 18:16-39

4 Countdown

WELCOME

Use this time for:

- small-group leaders to greet kids in their groups—especially visitors
- announcements (including birthdays), collecting offering, and greeting friends.



God At Work

True heroes stand up for God.

"Be strong and courageous... for the Lord your God is with you wherever you go."
—Joshua 1:9

KEY VERSE

Teach the key verse anywhere in this lesson.



Sing It Out

Praise & Worship

YOU'LL NEED

TV • DVD player • Heroes Large-Group Sights & Sounds DVD

1

SING

Living Inside Out (Song 1)
Great Big Things (Song 3)
God Is the King (Song 4)
Wherever You Go (Joshua 1:9) (Song 7)



Allow 10 minutes

2

PRAY

Thank God because:

- with God working in us, we can be courageous and stand up for our belief in him.
- God promises to be with us wherever we go.
- we do not need to be afraid or ashamed.

3

MAKE THE CONNECTION

Say: Today's activities will show us how to allow God's power to work in us so we are not afraid to stand up for what we believe.

We'll learn that  true heroes stand up for God.

Leader Tip

Easy Options:

- Sing along with DVD lyrics and child-led motions
- Sing along with the CD
- Show media slides or prepare overhead transparencies using the printable lyrics provided on the CD

Tear off for easy planning.





Incredible Activities

- ❑ Everything you need — clearly indicated at the top of the page
- ❑ Includes time allowance for easy planning



Make A Scene

A Fiery Challenge


DVD Drama

TV • DVD player • Heroes Large-Group Sights & Sounds DVD



Allow 10 minutes

1 GET STARTED

Open your Bible to 1 Kings 18:16-39. Say: **We're about to watch a story from the Bible in the book of 1 Kings 18:16-39. It's about a man who faced a group of people who didn't believe in the one true God. This man proved that, with God's power working in him, he could be a hero and  true heroes stand up for God.**

2 SHOW THE CLIP A Fiery Challenge


3 DISCUSS IN GROUPS A Fiery Challenge Questions

Cue screens as small groups answer each of the following:

- How did Elijah feel in this story? Why?
- What might have happened if God had not sent down the fire?
- What would you have done in Elijah's situation?

(Invite volunteers to share answers to this question with the large group.)

4 MAKE THE CONNECTION:

Say: **Elijah's story showed us how  a true hero stands up for God. He knew God would give him strength and make him brave. We may have told classmates that we love Jesus, or we may have said no to something that was wrong. These are hard things to do unless we know God will always be with us — and we do!**

Leader Tip

If you prefer to act out the drama rather than watch the DVD, make photocopies of the "A Fiery Challenge" script in the *Heroes Can-Do Skits & Scripts* for your volunteers. Use kids, puppets, adult and teenage volunteers—or a combination of all three!

- ❑ Kids use their Bible to read the Bible verse before they watch the DVD segment
- ❑ High-quality video engages kids
- ❑ Interactive discussion lets kids share their faith right away
- ❑ God at Work reminds kids of the Key Point





See, Hear, Share

- ❑ Kids see, hear, feel, and share what they are learning
- ❑ Leader tips give you great ideas
- ❑ Lesson choices fit the way you teach

Object Lesson



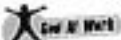
Bring It To Life

Mighty Small Heroes

YOU'LL NEED

Small wad of paper (dime-sized) • Empty drink bottle • TV
DVD player • Heroes Large-Group Sights & Sounds DVD

1 INTRODUCTION

Say: We all have times when we're challenged about our belief in God. Think about standing up against a strong wind. It can be hard, and sometimes you could get blown over if you don't stand strong. Our object lesson today will show us that only God's power can make us strong enough to stand up for what is right. We'll see how  true heroes stand up for God.



Allow 10 minutes



2 DEMONSTRATE

Lay the bottle on its side. Place the wad of paper just inside the neck of the bottle. Say: Let's imagine that you are the little wad of paper standing up to peer pressure when you know it's the right thing to do. Let's see what can happen when God helps us stand up for him when the winds of peer pressure or the storms of life try to blow us over and make us change.

Leader Tip

The leader may do this demonstration, or the large group could form teams with each team conducting its own experiment as the leader gives directions.

3 EXPERIMENT


Have someone try to blow the paper inside. The harder the volunteer blows, the faster the paper will fly out at him or her.

4 DISCUSS IN GROUPS Mighty Small Heroes Questions

Cue question screens as kids answer each of the following:

- Why do you think the paper cannot be blown into the bottle?
- How are we like the paper when God keeps us standing strong?
(Have groups report answers to this question to the large group.)
- Describe a time you felt life was trying to blow you over like we tried to blow this piece of paper. How did you feel?

5 MAKE THE CONNECTION:

Say: We've learned that  true heroes stand up for God. Sometimes this can be hard if people disagree with us or make fun of us. We have to depend on God to help us stand up for him.





Flexible Programming

- ☐ Lots of great activities
- ☐ Flexible programming – use all or part of lesson activities
- ☐ Kids experience the lesson

Experiment



Life In Action

Courageous Stand

YOU'LL NEED

chairs • TV • DVD player • Heroes Large-Group Sights & Sounds DVD

1 GET STARTED

Say: God will not always show his power with fire from heaven. His demonstration for Elijah on Mount Carmel was a surprising display that showed how powerful God is. God is with us even though we can't see him. His invisible power will fill our hearts with courage so we can stand up for him even when it's hard or scary. Let's do an experiment that may surprise you.

2 PARTNER UP

Have children face each other with one child seated and one standing.

3 GET READY

Have the seated child sit up straight with arms crossed over his or her chest. Ask the standing child to place one index finger against the forehead of the seated child.

4 EXPERIMENT

Have the seated child attempt to stand without using his or her hands to push off the chair. It's virtually impossible. After each pair attempts to stand, have kids switch places and try again.

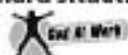
5 DISCUSS IN GROUPS Courageous Stand Questions

Cue screens as kids remain in small groups to answer each of the following:

- What happened when you tried to stand up? How did you feel when this happened?
- How is this like standing up for God? What is hard about standing up for God?
(Have small groups report answers to this question to the large group.)
- How can you use God's invisible power this week to stand up for him?

6 MAKE THE CONNECTION:

Say: Even though we can't see God, his power is with us in hard situations. God's power keeps us strong and that's why



true heroes stand up for God.



Allow 10 minutes

Leader Tip

The leader can demonstrate, or kids could participate in pairs.



Game



Live It Out

Standing Strong

YOU'LL NEED

TV • DVD player • Heroes Large-Group Sights & Sounds DVD



Allow 10 minutes

1 INTRODUCTION

Say: Elijah needed courage from God to stand up to all the people who thought Baal could be like God. This activity will help us practice how much we need to lean on God's power when we stand up for our belief in God.

2 PARTNER UP

Have kids sit back-to-back on the floor with their legs crossed in front of them. It's best if partners are similar in size. Have kids link elbows.

3 EXPLAIN

Tell pairs that for each question you ask, they'll attempt to stand up without letting go of their partner or using their hands for support.


4 CHALLENGE

- I stand up and say no when asked to do something mean.
- I stand up and say no when asked to do something wrong.
- I stand up and say no when asked to...[hit, steal, cheat, be disrespectful].
- I stand up and say yes when someone asks if I go to church.
- I stand up and say yes when someone asks if I read the Bible.
- I stand up and tell my friends that I love Jesus.
- I stand up and tell my friends that Jesus is my hero.

5 DISCUSS IN GROUPS Standing Strong Questions

- Cue screens as kids remain in small groups to answer each of the following:
- What was hard about this activity? What was easy about this activity?
 - How is leaning on God the same as leaning on your partner? How is it different?
 - In what ways do you need God's power at home? at school? at church?
 - How can leaning on God's invisible power help us be strong and courageous?

6 MAKE THE CONNECTION:

Say: We can use what we've learned about God's power if we ever have to stand up for what we believe. For example, God is with us when a friend teases us about going to church, if someone tells us there is another god, or if someone wants to know why we believe in Jesus. God will be the hero inside us, and he will help us know that  true heroes stand up for God.

Leader Tip

If time permits, have kids come up with their own questions to ask the group.





Fall 2006 Large-Group Leader Guide



Tear off for easy planning.



Heroes Large-Group Leaders Guide: Elijah Challenges the Prophets of Baal

Copyright © 2006 Group Publishing, Inc.

All rights reserved. No part of this quadfold may be reproduced in any manner whatsoever without prior written permission from the publisher, except where noted on handouts and in the case of brief quotations embodied in critical articles and reviews. For information, write Permissions, Group Publishing, Inc.,

Dept. PD, P.O. Box 481, Loveland, CO 80539.

Visit our Web site: www.group.com



Thanks to our talented *Living Inside Out* Curriculum team!

Sharon Cavy, Alison Imbrico, Jan Kershner, Randy Madd, Becki Marri, Peggy Naylor, Michael D. Paulson, Beth Robinson, Ann Marie Rozum, Joani Schultz, Larry Stallenbergo, and Amy Simpson

Unless otherwise noted, Scripture taken from the Holy Bible, New Living Translation, copyright © 1996, 2004. Used by permission of Tyndale House Publishers, Inc., Wheaton, Illinois 60189. All rights reserved.

Group's Living Inside Out™ - Large-Group/Small-Group Sunday School - www.GroupsLivingInsideOut.com

9004402



Fall 2006 Large-Group Leader Guide



Leader Guide Week 3

Elijah Challenges the Prophets of Baal

1 Kings 18:16-30



True heroes stand up for God.

"Be strong and courageous...
for the Lord your God is with
you wherever you go."

—Joshua 1:9

KEY VERSE

Mix and Match to Fit Your Needs

Each segment below is designed to last 10 minutes. The segment used to tell the Bible story is designated with the Bible story icon and should always be one of the choices for your large-group time. Use the space provided to plan out your large-group time in whatever order fits your needs.

Large Group		YOU'LL NEED	TV • DVD Player • CD Player
Choose Your Option	Get Your Supplies	Notes & Ideas	
<input type="checkbox"/> Sing It Out Prayer & Worship	<ul style="list-style-type: none"> • Heroes Unmasked Large-Group Sights & Sounds DVD • Heroes Unmasked Large-Group Songs & Effects CD 	WOW! GREAT SONGS!	
<input checked="" type="checkbox"/> Make a Scene DVD Drama: A Fiery Challenge	<ul style="list-style-type: none"> • Heroes Unmasked Large-Group Sights & Sounds DVD 	COOL VIDEO!	
<input type="checkbox"/> Bring It to Life Object Lesson: Mighty Small Heroes	<ul style="list-style-type: none"> • small wad of paper (dime-sized) • empty drink bottle • Heroes Unmasked Large-Group Sights & Sounds DVD 	WHY DIDN'T I THINK OF THIS?	
<input type="checkbox"/> Life in Action Experiment: Courageous Stand	<ul style="list-style-type: none"> • chairs • Heroes Unmasked Large-Group Sights & Sounds DVD 	FUN!	
<input type="checkbox"/> Live It Out Game: Stand Any Strong	<ul style="list-style-type: none"> • Heroes Unmasked Large-Group Sights & Sounds DVD 	KIDS WILL LOVE THIS!	

Small Group		WHAT GROUPS WILL DO	Main Activity • Learn the Key Verse, Joshua 1:9 Receive "Inside Out Every Day!" handout
Preschool Supplies	Lower Elementary Supplies	Upper Elementary Supplies	
<ul style="list-style-type: none"> • Bible • Bible Memory Maker™ • "Inside Out Every Day!" handout 	<ul style="list-style-type: none"> • Bible • 1 sheet of paper • Bible Memory Maker™ • "Inside Out Every Day!" handout 	<ul style="list-style-type: none"> • Bible • 5 sheets of red construction paper • 5 sheets of blue construction paper • 4 items to serve as goal posts, such as cones, paper towel rolls, or chairs • 1 foam ball • Bible Memory Maker™ • "Inside Out Every Day!" handout 	

